

4. SUMMARY CANADA

Organic Statistics 2005

CANADA

FARMERS

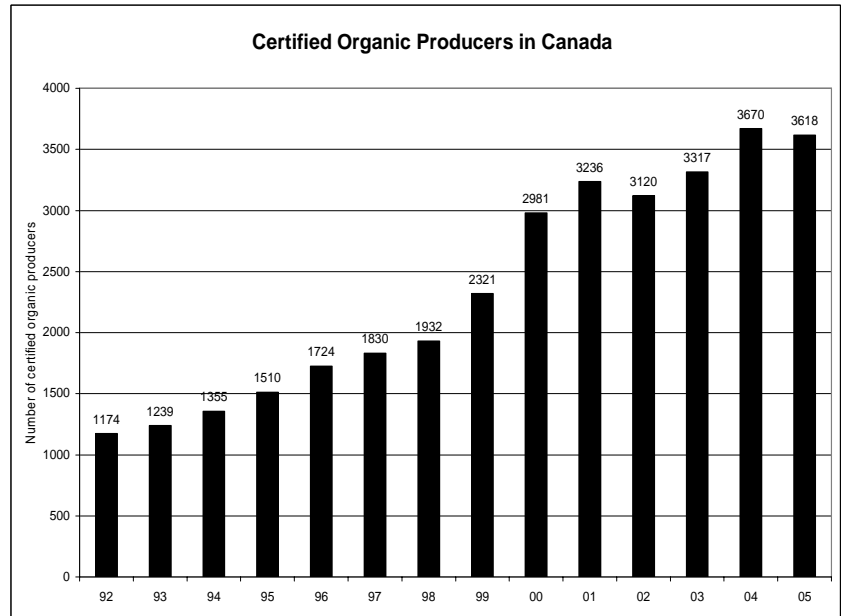
Number certified: 3618

Percentage of total: 1.5

Number in transition: 241

Farm Enterprise:

Vegetables: 733
Field crops: 2077
Livestock: 590
Orchard: 196
Vineyard: 33
Maple syrup: 317
Mushrooms: 18
CSA: 60

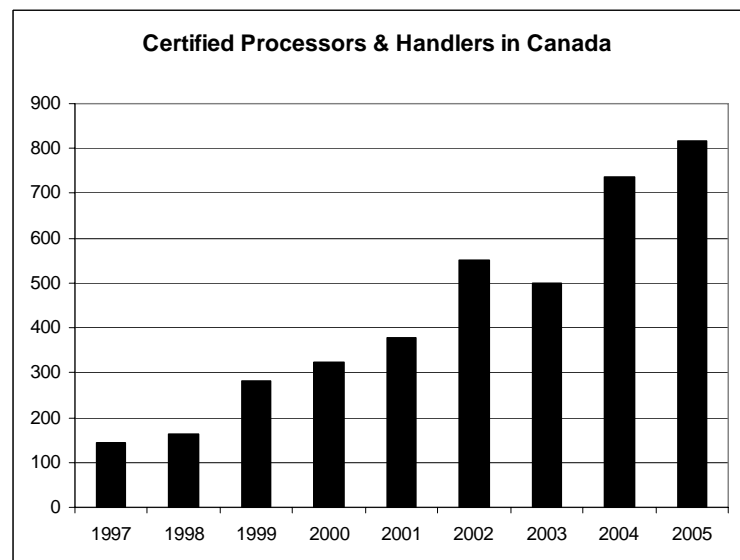


PROCESSORS & HANDLERS

Number certified: 817

Processors: 607

Handlers & Traders: 210



ACREAGE

Acreage in Production:
530919 ha; 1311929 ac

Additional acreage in Program
(wild lands): 123529 ha; 305247 ac

Transitional acreage:
47955 ha; 118500 ac

CROPS

The following are minimum figures.
Breakdowns were not provided by all CBs

Crop	Hectares	Acres
Vegetables	2068	5110
Herbs	862	2130
Fruit	1234	3050
Grains/oilseeds	230578	569710
Forages/Pasture/GM	219586	542608

Potatoes: 497 ha; 1229 ac; 37% in BC
Borage: 388 ha; 960 ac; 77% in AB
Apples: 605 ha; 1496 ac

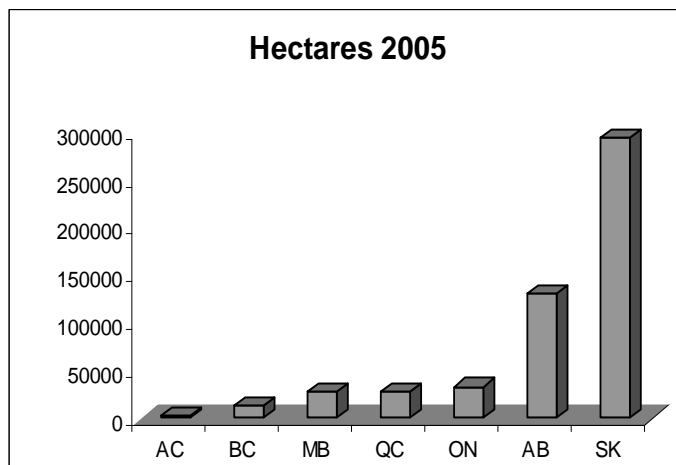
Wheat/Durum: 75816 ha; 187345 ac
Oats: 37231 ha; 92000 ac
Flax: 32754 ha; 80936 ac
Barley: 15493 ha; 38283 ac
Lentils: 14942 ha; 36922 ac
Soybeans: 8062 ha; 19922 ac

LIVESTOCK PRODUCTS:

Organic Milk 04/05: 35 million litres
53% QC; 29% ON, 18% BC

Eggs: 2784 thousand dozens

Beef: 38% AB; 26% SK; 12% ON



LIVESTOCK (missing data)

Type	Head
Beef cattle	27161
Bison	1260
Dairy cattle	7117
Dairy goats	823
Sheep	7866
Pigs	5508
Rabbits	595
Beehives	2331
Layers	119761
Broilers	463739
Turkeys	4885
Ducks	5444
Guinea fowl	2200