

Organic Statistics 2004 CANADA

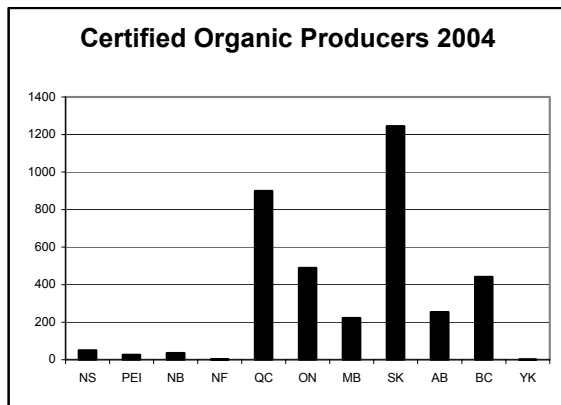
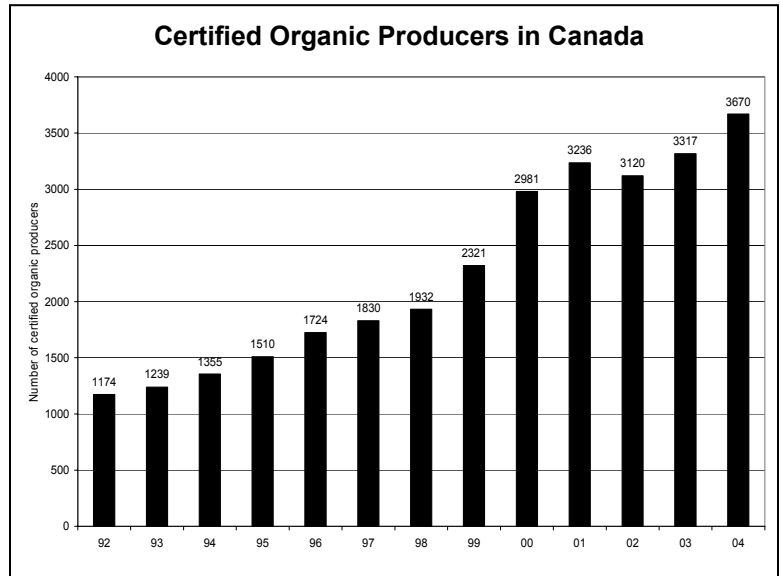
FARMERS

Number certified: 3670

Percentage of total farmers: 1.5%

Number in transition: >258

Value of production: \$250-350 M

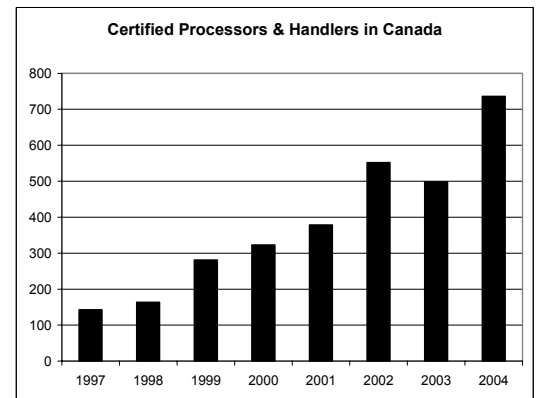


PROCESSORS & HANDLERS

Number certified: 742

Processors - 616

Handlers & traders - 126

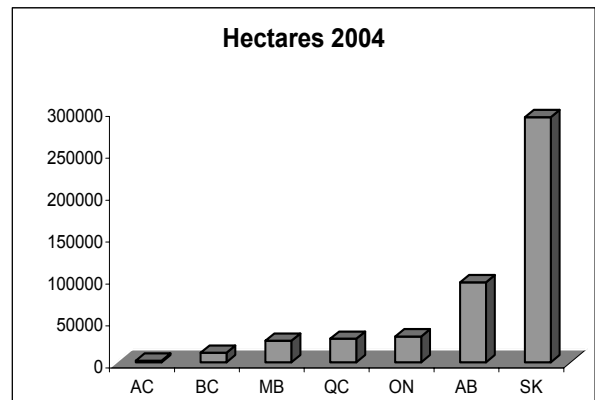


ACREAGE

Acreage in production:
485,288 ha; 1,199,172 ac

Additional acreage in program:
114,197 ha; 282,188 ac.

Transitional acreage:
57,077 ha; 141,040 ac.



AC- Atlantic Canada

CROPS

CROP	Hectares	Acres
Vegetables	2600	6423
Fruit & nuts	2006	4955
Herbs	481	1188
Grains/oilseeds	194201	479677
Forage/pasture/green manure	190558	470678

Data incomplete - Figures are minimum values
Breakdowns not provided by all CBs

Potatoes: 938 ha, 2316 ac. 65% in Saskatchewan
Apples: 581 ha; 1434 ac. 48% in British Columbia
Borage: 352 ha; 869 ac. 92% in Alberta

Wheat: 72560 ha; 179222 ac. 72% in Saskatchewan
Oats: 30493 ha; 75317 ac. 67% in Saskatchewan
Flax: 29777 ha; 73550 ac. 89% in Saskatchewan
Peas and Lentils: 15799 ha; 39024 ac. 88% in Saskatchewan
Soybeans: 10472 ha; 25867 ac. 62% in Ontario
Spelt: 3870 ha; 9559 ac. 52% in Ontario

LIVESTOCK & LIVESTOCK PRODUCTS

(Missing data for some organic livestock producers)

Organic Milk Production 2004-2005: 35 million litres
53% Quebec; 29% Ontario; 18% British Columbia

Eggs: 2,314,651 dozen
49% British Columbia; 36% Quebec; 11% Ontario

Meat birds: 48% Quebec; 25% Alberta; 23% British Columbia

Beef cattle: 36% Alberta; 27% Saskatchewan; 12% Ontario

Livestock	Head	Farms
Layers	97459	83
Broilers	201447	63
Turkeys	5176	18
Duck	2584	6
Geese	200	4
Guinea	500	1
Ostrich	445	3
Sheep	6585	41
Beef Cattle	20779	361
Dairy Cattle	8073	107
Dairy Goat	1080	18
Pigs	6087	37
Wild boar	47	2
Bison	651	12
Deer	124	5
Alpaca	16	1
Rabbit	365	2
Bees (hives)	1648	12

From: *Certified Organic Production in Canada 2004*
A. Macey, *Canadian Organic Growers*, Nov. 05